

ServiceLine

— The Official Publication of the South Dakota Association of Rural Water Systems —

2020 ATC INFORMATION

PREVENTING FROZEN WATER LINES

RAZING OF THE TOWER

2019 LEADERSHIP SEMINAR RECAP

SDARWS FISHING TOURNAMENT SET FOR APRIL 25, 2020



Reimagine your
water solutions.

Evolved.

When you are using water, you don't usually think about where it comes from. That's how it should be. Smart management of a precious resource. It's second nature at KLJ.

KLJENG.COM



ENGINEERING, REIMAGINED



IN THIS ISSUE



SDARWS CORPORATE PARTNERS

Marsh & McLennan Agency, Inc.

Risk Administration Services

Dakota Pump & Control

Dakota Supply Group

Treatment Resources, Inc.

Banner Associates

Bartlett & West, Inc.

DGR Engineering

Maguire Iron, Inc.

Core and Main

Dakota Pump Inc.

CoBank

Milbank WinWater

AE₂S

- 5** From the SDARWS President
- 7** Operator Certification Training Classes and Exam Dates
- 9** SDARWS Staff Directory
- 11** SDARWS Membership Corner
- 12** 2019 Leadership Seminar Recap
- 15** 2020 ATC Information
- 21** 2020 ATC Keynote Speaker: Chuck Gallagher
- 23** Razing of the Tower
- 25** Rural Water Q&A
- 26** Your Emergency Response Plan
- 29** Certification Questions
- 31** Preventing Frozen Water Lines
- 33** Photos From the Field
- 34** From the Executive Director
- 35** 2020 Fishing Tournament Information

Cover Photo: Water tower sunrise in Pukwana, SD. Photo taken by SDARWS Circuit Rider Jeff Fossum

ServiceLine is published bi-monthly by the South Dakota Association of Rural Water Systems. The contents of this publication may not be reproduced by any means, in whole or in part, without the prior written consent of SDARWS. SDARWS reserves the right to reject or edit any manuscripts received for publication. All submissions become the property of the South Dakota Association of Rural Water Systems unless otherwise specifically stated in this publication. Statements of fact and opinion are the responsibility of the authors alone and do not imply an opinion on the part of the South Dakota Association of Rural Water Systems. Advertisements and editorials do not represent official policies of the Association. Acceptance of advertising by SDARWS does not constitute endorsement of the advertiser, its products or services, nor does SDARWS make any claims or guarantees as to the accuracy or validity of advertisers' claims.

To submit editorial or advertising content, or to update your mailing information, please contact Jennifer Bame at 605-556-7219 or email jbame@sdarws.com.

SOUTH DAKOTA ASSOCIATION OF RURAL WATER SYSTEMS

P.O. Box 287, Madison, SD 57042 • Phone 605-556-7219, Fax 605.556.1497 • email: info@sdarws.com • www.sdarws.com
Copyright 2019



HRGreen®

Building Communities.
Improving Lives.

Providing water and wastewater services for more than a century.

▷ 431 N. Phillips Ave, Suite 400
Sioux Falls, South Dakota 57104-5933
Phone 605.334.4499

▷ HRGREEN.COM

TRANSPORTATION + WATER + GOVERNMENTAL SERVICES
LAND DEVELOPMENT + ENVIRONMENTAL + CONSTRUCTION

MILBANK

Winwater™
COMPANY

**S. Hwy. 15 • P.O. Box 350
Milbank, SD 57252
1-800-743-2972
Fax 605-432-5447**

*Large enough to handle any job,
but small enough to care about yours.*

- WATER PRODUCTS
- INDUSTRIAL PIPING
- WATER METER SYSTEMS
- PUMP SYSTEMS
- GEO TEXTILE FABRIC
- ROAD CASTINGS



FROM THE SDARWS PRESIDENT

RON GILLEN, SDARWS PRESIDENT

2020 ATC REGISTRATION OPEN

The 45th Annual Technical Conference is approaching fast, and the staff at South Dakota Rural Water are busy behind the scenes gearing up for the event which kicks off Tuesday, January 8th at the Best Western Ramkota Hotel and Convention Center in Pierre.

Online registration is open, so check sdarws.com for everything you need to know – agendas, hotel information, and news regarding the upcoming conference. Save money by registering before December 13, 2019.

For our exhibitors, we will be offering two types of booth registrations: Full Conference Hallway (Tuesday and Wednesday) for \$525, and Wednesday Night at our Exhibit Hall for \$425. Booth spaces are limited – so make sure to register soon to reserve your space! If you register before December 13, you'll receive a \$50 discount on your booth registration.

This year's awards brunch will feature a public judging of the top three finalists in the SD Rural Water Taste Test. The winner chosen at this taste test will go on to represent South Dakota in the National Rural Water Taste Test held at the Rural Water Rally in Washington, DC in 2021. If your water system is interested in participating in the taste test, please make sure that they bring a quart-sized glass jar filled with water from your water system to the Registration Desk by 2:00pm on Tuesday, January 14th. Entries must be submitted in a glass jar. A representative from each system submitting an entry must be in attendance; no person can represent more than one entry.

2020 RURAL WATER RALLY

South Dakota Rural Water does many things, and one of the most important benefit to our rural water membership relates to our legislative efforts. Every year the National Rural Water Association hosts a Rural Water Rally in Washington D.C. to further the work of providing drinking water and wastewater services to rural communities. Rural Water professionals, leaders and customers from every state attend the rally to thank their Senators and Representatives for their support and encourage them to further support the goals and needs of the Rural Water Industry.

The Rally provides your Association the opportunity to meet directly with our congressional delegation one-on-one to discuss concerns of SDARWS members and other systems, as well as with their staffers, and USDA.

We invite you to join us February 3-5, 2020 at the Hyatt Regency on Capitol Hill. For more information, visit NRWA's Rally page at: nrwa.org/rally. Room reservations can be made at the Hyatt Regency by calling 202-737-1234. If you have any questions about attending this year's event, please call the SDARWS office at 605-556-7219. We are also hosting a Rally Orientation session at this year's ATC on Wednesday, January 15th at 3:30 PM in Amphitheater I. We would love to have you join us on the Hill!

February
3-5, 2020
Washington, DC

RURAL
WATER

Let Your Voice Be Heard!

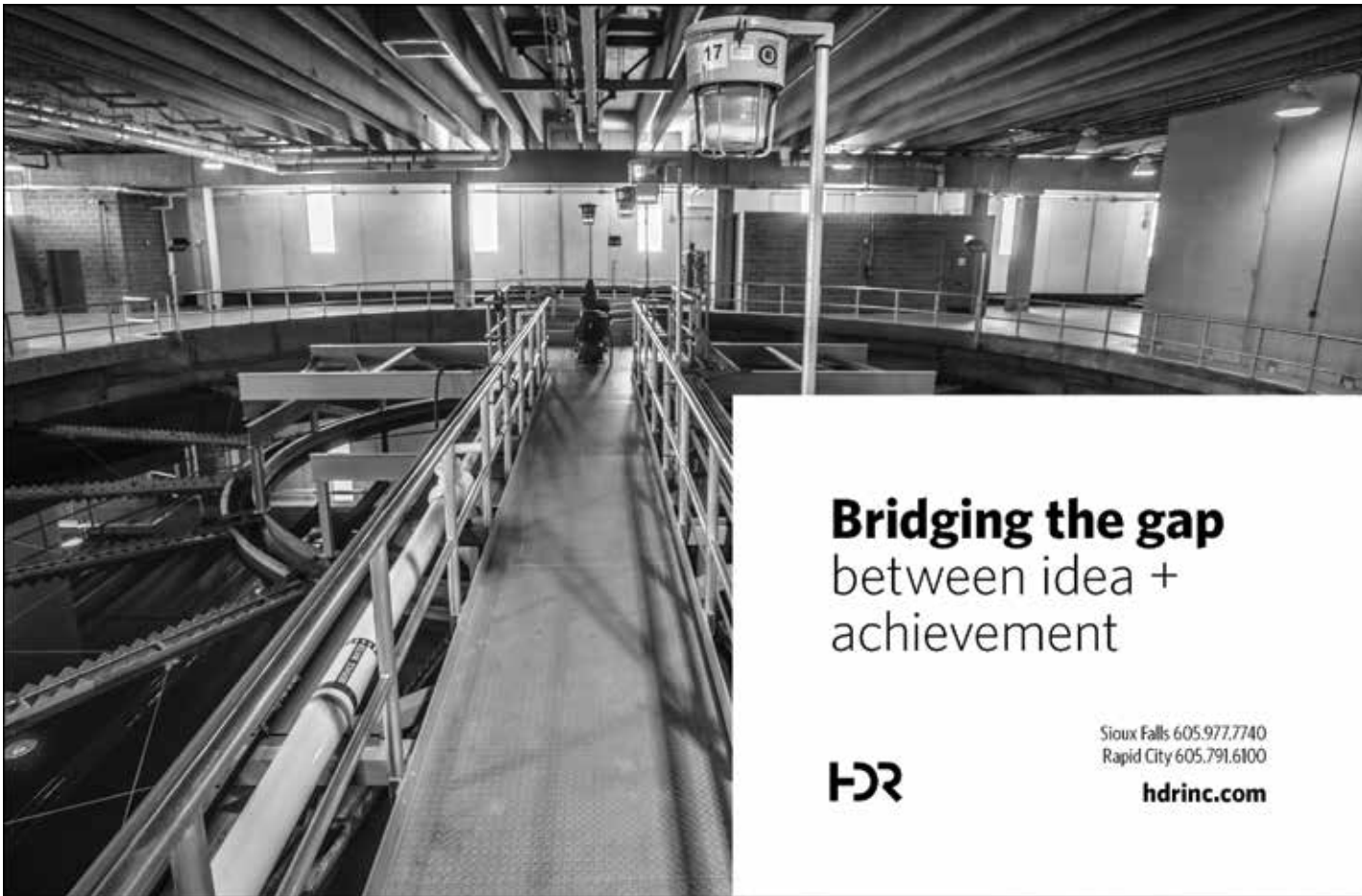
The Rural Water Rally provides an opportunity for supporters of our industry to make their case directly to their elected officials. Rural Water Associations in each state schedule meetings with Representatives, Senators and their staff, so that they can share the Rural Water success story, answer questions and build important relationships. Attending the Rural Water Rally also provides a unique opportunity to meet with association leaders and watch the Great American Taste Test in person.

For more information, visit:
nrwa.org/rally

Hyatt Regency Capitol Hill
800-332-8715



RALLY



Bridging the gap
between idea +
achievement



Sioux Falls 605.977.7740
Rapid City 605.791.6100
hdrinc.com



METER & AUTOMATION



 NEPTUNE
TECHNOLOGY GROUP

FERGUSON[®]
WATERWORKS

Fargo 1917 1st Ave. N (701) 293-5511	Bismarck 1201 Airport Rd. (701) 258-9700	Blaine 1694 91st Ave. NE (763) 560-5200
---	---	--

Find the closest waterworks location near you by visiting
FERGUSON.COM/WATERWORKS

©2017 Ferguson Enterprises, Inc. 0417 421536



OPERATOR CERTIFICATION TRAINING AND EXAMS

CONTACT HOUR REQUIREMENTS

Number and Type of Certificates	Contact Hours Required
Operator has one certificate (Class I or II).....	10 contact hours every three years
Operator has one certificate (Class III or IV)	20 contact hours every three years
Operator has more than one certificate and all are Class I and II.....	15 contact hours every three years
Operator has more than one certificate and at least one certificate is a Class III or IV	30 contact hours every three years

Wastewater Collection	December 3-5	Sioux Falls-Ramkota Inn
OpCert Exam	December 5-1:00 pm	Sioux Falls-Ramkota Inn
Basic Wastewater Treatment	January 28-30	Spearfish-Holiday Inn
OpCert Exam	January 30-1:00 pm	Spearfish-Holiday Inn
Water Distribution	February 25-27	Rapid City-Ramkota
OpCert Exam	February 27-1:00 pm	Rapid City-Ramkota
Wastewater Collection	March 10-12	Spearfish-Holiday Inn
Basic Wastewater Treatment	March 24-26	Huron-Crossroads/Events Center
Basic Water Treatment	April 7-9	Sioux Falls-Ramkota Inn
Small Water Treatment System Workshop	April 28	Rapid City-Ramkota
Small Water Treatment System Workshop	April 30	Aberdeen-Ramkota
Stabilization Pond Workshop*	May 6	Huron-Crossroads/Events Center
Advanced Wastewater Treatment	May 19-21	Brookings-Days Inn
Intermediate Water Treatment	June 2-4	Sioux Falls-Ramkota Inn

*The Stabilization Pond class deals strictly w/ ponds and is the best class for preparing to take the Small Wastewater System exam. The Basic Wastewater Treatment class deals w/ all types of wastewater treatment other than ponds and is the best class for preparing to take the Class I Wastewater Treatment exam. Small systems that use ponds for treatment can come into compliance w/ the OpCert Law by passing either the Class I Wastewater exam or the Small Wastewater System exam.

**Water systems serving less than 500 people that use wells can come into compliance by passing the Small Water Treatment exam. Larger systems must pass the Class I Water Treatment exam.

All dates are tentative based on number of applicants. Certification exam applications must be submitted for ALL exams including retakes. Applications MUST be received by the Department of Environment and Natural Resources (DENR) at least two weeks before the exam date, as required by the Operator Certification Rules (ARSD 74:21:02:40). Applicants will receive a confirmation of their exam receipt by the Department. Applications will be accepted via fax at 773-5286. Check or money orders made out to "DENR-Operator Certification" are required. Applications must be filled out completely as they are the sole source of information used to determine operator eligibility to take an exam.

For Study materials, visit: www.abccert.org/testing_services/ExamReferences.asp

For more information contact SDARWS Trainer Jim Zeck: 605-201-9568 or jzeck@sdarws.com

REGISTER FOR CLASSES ONLINE: go.activecalendar.com/sdarws

engineering
a better
community


water | wastewater

Mni Wasté Water Supply Project | Cheyenne River Sioux Reservation | North Central SD

Brookings | Sioux Falls | Vermillion | Rapid City | Milbank
605.692.6342 | Toll Free 1.855.323.6342
www.bannerassociates.com

BANNER
engineering a better community

DAKOTA PUMP INC.



UL U.L. Listed
Packages

Sewage Pump Stations

Wet Well Mounted Lift Stations
Flooded Suction Lift Stations
Self-Priming Lift Stations
Obround Package Pump Stations



CONNECT
& **GO** Technology

The Total Solution

Water Pump Stations

Modular Water Booster Stations
Grade Mounted Water Booster Stations
Water Booster Pump Stations
Water Control Vaults

Why Prefabricated?

Fully factory tested
Ease of installation
Simplified design
Single source responsibility



Dakota Pump Offices:

po box 947 ~ 25524 413th Ave ~ Mitchell, SD 57301 ~
ph.605.996.6636 ~ fax. 605.996.6067 ~ dakotapump.com



SDARWS STAFF DIRECTORY



KURT PFEIFLE

Executive Director

kpfeifle@sdarws.com
605-204-0125



NICK JACKSON

*Technical Assistance
Training Specialist*

njackson@sdarws.com
605-641-4557



JIM ZECK

Training Specialist

jzeck@sdarws.com
605-201-9568



MIKE MOELLER

*Technical Assistance
Training Specialist*

mmoeller@sdarws.com
605-270-4989



STEVE ATTEMA

Training Specialist

sattema@sdarws.com
605-270-1766



GREG GROSS

East River Circuit Rider

ggross@sdarws.com
605-201-6026



JEREMIAH CORBIN

*Source Water Protection
Specialist*

jcorbin@sdarws.com
605-270-3894



JEFF FOSSUM

East River Circuit Rider

jfossun@sdarws.com
605-201-9561



ROBYN BROTHERS

Office Manager

rbrothers@sdarws.com
605-556-7219



BILL THORSON

*East River Wastewater
Technician*

bthorson@sdarws.com
605-201-0170



JENNIFER BAME

*Communications &
Marketing Coordinator*

jbame@sdarws.com
605-556-7219



ABBEY LARSON

*West River Wastewater
Technician*

alarson@sdarws.com
605-645-6488

Chemicals, Equipment and Service for
Safe, Clean Water



www.hawkinsinc.com

Water Treatment

- Potable Water
- Raw Water Clarification
- Swimming Pools
- Boiler & Cooling Systems
- Wastewater
- Waste De-Watering
- Waste Settling Aids
- Collection Systems

Equipment:

- Chemical Injection Pumps
- Control and Monitoring Systems
- Chlorination Control Systems
- Chemical Feed Equipment

Black Hawk, SD
605.787.6881

Fargo, ND
701.293.9618

Sioux Falls, SD
605.368.5793

Washburn, ND
701.462.8588

SPN & ASSOCIATES

ENGINEERS SURVEYORS GIS SERVICES

Schmucker, Paul, Nohr and Associates

2100 N. Sanborn Blvd – PO Box 398
 Mitchell, SD 57301
 Phone (605) 996-7761
 FAX (605) 996-0015
www.spn-assoc.com

Water • Wastewater • Storm Water • Streets
 Airports • Solid Waste • Animal Waste
 Land Surveying • Site Development
 Geographic Information Systems (GIS)



**ENGINEERING EXCELLENCE
 SINCE 1961**

SDARWS MEMBERSHIP CORNER

**South Dakota Rural Water invites you
to attend the Rural Water EXPO**

*1½ day event includes presentations
and features exhibit displays*



**APRIL 22-23
RAPID CITY RAMKOTA**

*Contact Hours • Door Prizes
Lunch provided on Day One*

**STAY TUNED
FOR MORE INFORMATION!**

www.sdarws.com/rural-water-expo.html

WE LOVE GETTING MAIL!

**Please send us your letters
of support!**

The hard work of dedicated SDARWS employees helps South Dakota's rural water and wastewater systems to have safe, reliable and quality water. SDARWS asks for your letters of appreciation in return for our on-site assistance. These letters are used to help obtain funding to continue these programs.

**Please submit letters via
email to:** info@sdarws.com
or by mail to: South Dakota
Rural Water, PO Box 287,
Madison, SD 57042

ARE YOU ON OUR EMAIL LIST?

Don't miss out on event
details, training updates,
job postings and other
important information!

Email info@sdarws.com to
be added to our list.

A graphic for a Facebook Like button. It features a large blue circle with a white thumbs-up icon in the center. Surrounding this central circle are several smaller, semi-transparent blue circles, each containing a white thumbs-up icon. The background is a dark blue gradient.

LIKE US ON FACEBOOK
@SDRuralWater
**to see event pictures
and updates on SDARWS**

2019 RECAP

SOUTH DAKOTA RURAL WATER **LEADERSHIP SEMINAR**

By Jeremiah Corbin, SDARWS Source Water Protection Specialist

The thirteenth Leadership Seminar provided an opportunity for 68 attendees from 20 systems to learn, network, and discuss some of the most pressing issues in rural water today. This year's Leadership marked the 7th year that the Pierre Ramkota has hosted the event. The focus for this year's conference was maintaining aging systems and keeping current with regulatory issues. The subject matter covered at the conference identified fundamentals of good governance and how systems, the state association, and NRWA work together to move rural water priorities forward.

The 2019 seminar started with a panel of managers. Jake Fitzgerald, with West River/Lyman-Jones, began the discussion with Strategic Planning. Jake briefly described the fundamentals of strategic planning, how his system has successfully implemented strategic planning, and some of the results they have seen from these efforts.

Our next panel participant was Heath Thompson, manager

of Sioux Rural Water. Heath discussed his system's upgrade project that incorporated the town of Kranzburg's users as individual users. That is a process that many systems have faced or are contemplating. Mr. Thompson's presentation provided a template for how that process can go.

Brad Lawrence provided the group with an update on SDWARN, the water and wastewater mutual aid response network in South Dakota. SDWARN has been a vital response network for systems across the State since its inception over ten years ago.

Our final panel presenter was Rod Kappes, manager of BDM Rural Water. Rod has leveraged his background in banking to tackle one of the great challenges in Rural Water: funding depreciation and utilizing that cash to fund capital improvements. Mr. Kappes described the financial challenges he sees ahead for his system as it ages and how their board is addressing it.

Mr. Kappes provided an excellent segue to our next presentation. Water System Depreciation: A Capital Planning Tool for the Well-Managed Utility. Miranda Kleven, P.E. with AE2S, delivered this presentation that is based on the white paper



commissioned by the Rural Water Center and partially paid for by CoBank. Mrs. Kleven described the different methods for expensing assets and briefly covered the advantages and disadvantages of each. She then transitioned to the importance of capital planning and preparing to fund the replacement of assets as they reach their end of life. She introduced the group to some tools that systems can utilize for capital planning that will be available through SDARWS and the Rural Water Center once this white paper has been finalized.



After the first afternoon break, Jeanne Goodman, Chief Engineer with the Water Rights Program, gave an educational presentation on the basics of Water Rights and some of the history of how water is appropriated in South Dakota. We are a little unique amongst Western Water Rights states in that the State owns the water. Water Rights are issued on the condition that the water can be recharged at a rate higher than it is being withdrawn.

The final presentation of the afternoon was a bit of a change of pace from recent years. Julie Nelson, with Alternative HRD, provided a Human Resources presentation focused on Workplace issues: 2020 to 2030.



The keynote presenter for the conference was Hunter Roberts, Secretary of DENR. Mr. Roberts became the DENR Secretary late this summer after the retirement of longtime Secretary Steve Pirner. He provided a brief overview of his background and described DENR's priorities and their commitment to working with drinking water systems to ensure regulatory compliance and safe water.



The seminar resumed at 8:00 am the next day with a presentation by NRCS State Conservationist Jeff Zimprich. Mr. Zimprich informed attendees of NRCS's new priority of Source Water Protection and identified some avenues that producers can utilize to access resources available to target Source Water Protection areas.

Following a break, utilizing Skype for Business, the NRWA Deputy CEO Matt Holmes provided information on how NRWA leverage the national grassroots support to further rural water priorities. Matt demystified NRWA a bit for our attendees and drew attention to how NRWA focuses on Rural issues and quality of life.



Our next presentation covered the topic of social media & websites for utilities. Dennis Ryckman, president of Factor 360 out of Pierre, covered these topics and gave a brief overview of Mid-Dakota's website, including the backend interface that staff utilizes to track and update the site.

Tamara Solari, a special agent with the EPA, discussed the EPA Criminal Investigation Division. This entertaining presentation was an overview of the laws and processes this small division utilizes to hold violators accountable. She provided attendees with a case study from a recent incident in Wyoming. This presentation was very popular with attendees.



Our final presentation of the leadership seminar was a brief NRWA Rally attendee discussion by Ron Gillen. He briefly covered what rally attendees should expect when attending the rally and what the goals of the NRWA Rally are.

The feedback received from this year's Leadership Conference has been very positive, and attendees have provided topics to continue the conference well into the future. The 2020 Leadership Conference will be Wednesday, November 18 – Thursday the 19th at the Pierre Ramkota.

When It Comes To Waterworks, There Can Be A Lot of Pressure.



To succeed, you need a partner that makes your job easier. With Dakota Supply Group, you get more than just pipe and products:

- ▶ Contact us today to learn more about how we can help you.

DSG
DAKOTA SUPPLY GROUP
For all the right connections!

FARGO, ND ▶ [800] 342-4676
BISMARCK, ND ▶ [855] 337-9258
SIOUX FALLS, SD ▶ [800] 660-5531
RAPID CITY, SD ▶ [800] 660-5538
BURNSVILLE, MN ▶ [800] 325-0514

www.dakotasupplygroup.com



Products & Services Portfolio

The Power of Association

Only the National Rural Water Association can bring together this unique Products and Services Portfolio. Choose from website design & customer communications, to several insurance packages including health plans, data breach services, line & leak coverage, background screening as well as our Rural Water Loan Fund, all designed to meet the needs of utilities.

Tap into the power of America's Largest Utility Membership!

Call **800.545.1054** for more information
or go to nrwa.org email: info@nrwa.org



NATIONAL
RURAL WATER
ASSOCIATION

America's Largest Utility Membership

Availability may be limited in some states.

ATC 2020

SOUTH DAKOTA RURAL WATER'S ANNUAL TECHNICAL CONFERENCE

JANUARY 14-16, 2020

Pierre Ramkota Hotel & Convention Center

REGISTER

Register by December 13, 2019 and save \$25 off your registration or \$50 off your booth. You can register through a link on our website at www.sdarws.com/annual-conference

WATERPRO DISCOUNT

Become a WaterPro member and save an extra \$30 on your 2020 ATC registration. In addition to \$30 off at the ATC, you will also receive \$10 off 2020 West River EXPO registration, as well as discounts on several NRWA events. Visit waterprocommunity.org to register for a WaterPro membership.

CLIENT MEETING ROOMS

We have a limited number of rooms available for client meetings. Call 605-556-7219 to reserve.

HOTEL INFORMATION

DAYS INN – 605-224-0411

GOVERNOR'S INN – 605-224-4200

HOLIDAY INN EXPRESS – 605-223-9045

BAYMONT INN & SUITES – 605-224-4140

PREMIER ATC SPONSOR



EDUCATIONAL SESSIONS SPONSOR

Bartlett & West

AWARDS BRUNCH SPONSOR

DGR
ENGINEERING

www.sdarws.com/annual-conference.html

ATTENDEE INFORMATION

MEMBER FULL REGISTRATION

\$250 (Standard)

\$220 (WaterPro Discount Standard)

\$225 (Early Bird - by 12.13.19)

\$195 (WaterPro Discount + Early Bird)

MEMBER FULL + SPOUSE

\$295 (Standard)

\$265 (WaterPro Discount Standard)

\$270 (Early Bird - by 12.13.19)

\$240 (WaterPro Discount + Early Bird)

MEMBER TUESDAY ONLY

\$155 (Standard)

\$125 (WaterPro Discount Standard)

\$130 (Early Bird - by 12.13.19)

\$100 (WaterPro Discount + Early Bird)

MEMBER WEDNESDAY ONLY

\$205 (Standard)

\$175 (WaterPro Discount Standard)

\$180 (Early Bird - by 12.13.19)

\$150 (WaterPro Discount + Early Bird)

MEMBER BRUNCH ONLY

\$30 (Standard)

WANT TO SAVE \$30 ON YOUR ATC REGISTRATION? BECOME A MEMBER OF THE WATERPRO ONLINE COMMUNITY!

THE WATERPRO ONLINE COMMUNITY offers significant networking and professional advancement opportunities for NRWA members. The WaterPro OLC will allow you to network with utility personnel, access training on new technology and regulations, discuss utility-specific topics with your peers, and even manage your membership online.

Subscription to the Rural Water magazine – NRWA's award-winning quarterly publication has articles, legislative updates, commentaries and other timely information on local, state, national and world events. Individual membership is only \$49!

IN ADDITION TO \$30 OFF AT THE ATC, GET \$10 OFF AT THE 2020 WEST RIVER EXPO, AND \$15 OFF LEADERSHIP TRAINING!

As a member of WaterPro, you also become an individual member of the National Rural Water Association (NRWA)

As a NRWA Individual Member, you will receive the following benefits designed to strengthen your network with utilities and professionals in the water and wastewater industry:

- Discounts on merchandise at the Rural Water Store, WaterPro Conference and online
- Access to the latest information on technology, regulation and funding through Water University webinars
- NRWA Membership lapel pin, certificate and wallet card
- Support funding for water and wastewater utilities – NRWA is a leading advocate for infrastructure funding, resulting in billions of dollars of funding
- Timely information on the impact your support is having throughout the water industry
- Verizon Wireless – Access to top tier discounts
- LifeLock Identity Theft Protection – Receive 30 Days Free + 10% off for the lifetime of your membership.

To learn more, please visit www.waterprocommunity.org/r/us/

EXHIBITOR INFORMATION

EXHIBIT HALL – \$425

- Exhibit in our Exhibit Hall/Legislative Reception on Wednesday evening from 4-8pm
- Booth registration includes full conference registration for two individuals

Setup: Wednesday, January 15th – 9:30am - 1:30pm

Exhibit: Wednesday, January 15th – 4:00pm - 8:00pm

Tear Down: Wednesday, January 15th – 8:15pm - 9:00pm

FULL CONFERENCE HALLWAY – \$525

- Exhibit for the entire duration of the ATC (Tuesday, January 14th, and Wednesday, January 15th)

- Booth registration includes full conference registration for two individuals
- Booth will be assigned in the hallway area of the Ramkota Convention Center.

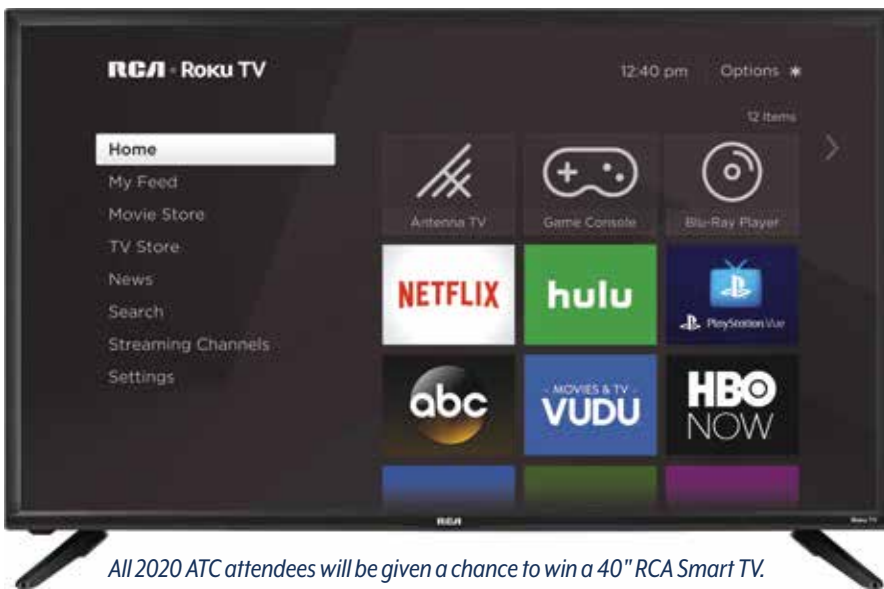
Setup: Tuesday, January 14th – 8:00am - 10:00am

Exhibit: Tuesday, January 14th – 10:00am - 5:00pm;
Wednesday, January 15th – 7:30am - 8:00pm

Tear Down: Wednesday, January 15th – 8:15pm - 9:00pm

Additional exhibit personnel will need to register as an attendee. All booth spaces are 8-foot wide and contain electricity, a table, and two chairs. You must be a current member of SDARWS to reserve a booth. All registrations will be reviewed.

WIN A NEW 40" SMART TV!



All 2020 ATC attendees will be given a chance to win a 40" RCA Smart TV. The drawing will be held on Wednesday, January 15th at 8:00PM in the Ramkota Exhibit Hall. Must be present to win.

2020 KEYNOTE SPEAKER



**CHUCK
GALLAGHER**
TUESDAY, JAN. 14TH
AMPHITHEATER II
KEYNOTE: 1:00 PM
BREAKOUT: 3:00 PM

DOES YOUR SYSTEM HAVE THE BEST DRINKING WATER IN SOUTH DAKOTA

All entries must be submitted to the registration desk by 2:00 pm on January 14th in order to be entered into the contest. Entries must be submitted in a glass jar. A representative from each system submitting an entry must be in attendance; no person can represent more than one entry.

The winner's name will be announced at the ATC Awards Banquet on Thursday, January 16, 2020.

The winner will go on to represent South Dakota at the NRWA Great American Water Taste Test in Washington, DC in 2021.

SPONSORSHIPS AVAILABLE

BREAK TABLE SPONSORSHIP – \$1,200

Sponsorship includes electronic signage at the break table, the opportunity to place promo materials on the break table, and recognition in the program booklet and agenda displays.

NEW! CHARGING STATION SPONSORSHIP – \$1,000

Sponsor the electronics charging station. Charging station will be up for the entire duration of the conference (3 days), and includes advertising space for a printed 22" x 28" ad on two sides of the station. You can either send us an ad, or we will print your logo in the space allotted.

CONFERENCE LANYARD SPONSOR – \$500-\$1,500

Place your company's logo around every conference attendee with their name badge. Note: If you wish to supply your own lanyards, the sponsorship is only \$500.

WINE SPONSORSHIP – \$600

Want extra exposure in the Exhibit Hall? Sponsor our Wine Table! Wine sponsorship includes signage, additional booth space, as well as recognition in the program booklet.

T-SHIRT SPONSORSHIP – \$150

For only \$150, your company's logo will be printed on the back of this year's ATC t-shirt which will be handed out free to every conference attendee. Artwork deadline is December 1st.

PUT YOUR SWAG IN OUR BAG – \$100

Have your postcard (or company brochure, flyer, pen, notepad, flash drive, etc) inserted into each conference attendee's bag. Price is for 400 items which must be delivered to our Madison office by December 15th.



SOUTH DAKOTA RURAL WATER'S ANNUAL TECHNICAL CONFERENCE

PREMIER ATC SPONSOR



SCHEDULE OF EVENTS

TUESDAY

JANUARY 14, 2020

8A - 4P	CONFERENCE REGISTRATION – Registration Desk
8A - 4P	WATER PAC RAFFLE – Lobby Area
8:00 AM	BREAK TABLE – Lobby Area

TIME	GALLERY D-E	GALLERY F	GALLERY G	LAKE SHARPE B
10:00 AM	<i>New Metering Technology - Win Win Win!</i>	<i>USDA Rural Development Funding Opportunities for 2020</i>	<i>City Water Planning - Case Study</i>	11:00 AM Quality on Tap! Editorial Board Meeting <i>(This meeting is open to Rural Water managers, board members and office staff)</i>
10:45 AM	<i>How the EPA's Drinking Water MCL's Affect Your Life</i>	<i>Temporary Water/ Taking a Tank Offline</i>	<i>EPA Risk Assessments</i>	

EDUCATIONAL SESSIONS SPONSORED BY:
Bartlett & West

NOON	LUNCH – On your own
------	---------------------

1:00 PM	AMPHITHEATER II Opening Session/Keynote Chuck Gallagher	<i>In 1987, Chuck Gallagher made some bad choices at the height of his career and went from wearing a business suit to an orange jump suit some years later. So... you might be asking yourself, Why would I want a former convicted felon to speak to my organization about ethics and integrity? Why? Because Chuck has experienced first hand how easy it is to move from ethical to unethical. Having rebuilt his life back to immense success – the lessons he learned allow him to share a unique perspective unlike any other business ethics keynote speaker.</i>
---------	--	---

2:30 PM	BREAK TABLE SPONSORED BY COBANK – Lobby Area					
---------	--	--	--	--	--	--

TIME	GALLERY D-E	GALLERY F	GALLERY G	LEWIS & CLARK	L. FRANCIS CASE	AMPHITHEATER II
3:00 PM	<i>ARC Flash</i>	<i>Rehabilitating Concrete Structures - A Look To Technology to Speed Up the Process</i>	<i>Transitioning Rural Water Districts to Web GIS</i>	<i>Well Field Analysis</i>	<i>On-Site Livestock Water Treatment</i>	Keynote Breakout Chuck Gallagher
3:45 PM	<i>Storage Wars - Tank Options</i>	<i>Communicating in the Pits</i>	<i>Providing a Portal on Construction Progress and Documentation</i>	<i>Where to Find Water Quality Information</i>	<i>Sampling 101</i>	

Schedule subject to change

WEDNESDAY

JANUARY 15, 2020

8A - 4P	CONFERENCE REGISTRATION – Registration Desk			
8A - 4P	WATER PAC RAFFLE – Lobby Area			
TIME	AMPHITHEATER I	AMPHITHEATER II	L. FRANCIS CASE A-B	LAKE SHARPE B
8:00 AM	<i>Class B&C Member Caucus</i>	<i>Social Media for Utilities</i>	<i>Centrifugal Pump Critical Frequency & Vibration Woes</i>	<i>SPOUSE PROGRAM 8:30 AM - Pollinator Gardens with Deb Springman, East Dakota Water Development District</i>
8:45 AM	<i>8:15 AM 45th Annual Membership Meeting (This is the Official Business Meeting of the SDARWS)</i>	<i>Getting the most from Iron/Manganese Water Treatment</i>	<i>The Role of Smart Tanks in Distribution Water Quality Management</i>	
9:30 AM	BREAK TABLE – SPONSORED BY BUTLER CAT – Lobby Area			
10:00 AM	<i>Rural Water Center Annual Meeting</i>	<i>Water System Depreciation & Responsible Rate Setting</i>	<i>Addressing Water Storage Problems</i>	<i>SPOUSE PROGRAM Custom Stamped Coasters with Jennifer (Come and go format)</i>
11:45 AM		<i>Source Water Protection</i>	<i>SCADA Security: Strategies to Ensure Reliability</i>	
11:45 AM	LUNCH – On your own			
1:00 PM	<i>Legislative Panel Featuring Representatives for Senator Thune, Senator Rounds, and Representative Johnson</i>	<i>EPA Risk Assessments</i>	<i>Minnehaha CWC EROS Booster Station</i>	<i>SIGN UP TO USE THIS ROOM FOR CLIENT MEETINGS 605-556-7219</i>
1:45 PM		<i>EPA's Proposed Revisions to the Lead & Copper Rule - What's in it for you?</i>	<i>ABC's of VFD's</i>	
2:30 PM	BREAK TABLE – Lobby Area			
2:45 PM	<i>Legislative Preview</i>	<i>SDWARN</i>	<i>South Dakota Plumbing Commission</i>	<i>SIGN UP TO USE THIS ROOM FOR CLIENT MEETINGS 605-556-7219</i>
3:30 PM	<i>Rally Orientation</i>			
4:00 PM	LEGISLATIVE RECEPTION AND TECHNOLOGY EXHIBITS – Grand Galleria			

2020 AWARDS BRUNCH SPONSORED BY:



THURSDAY JANUARY 16, 2020

8:00 AM	LEGISLATIVE OPEN FORUM – Rooms D&E
9:30 AM	AWARDS BRUNCH – Sponsored by DGR – Rooms A-B-C

SPOUSE PROGRAM



This year's craft is custom stamped coasters. Participants will be able to create their own set of four coasters using a variety of stamps.

SPOUSE PROGRAM SCHEDULE Wednesday, January 15

Continental Breakfast (Courtyard)	8:00 AM
Pollinator Gardens (Lake Sharpe B)	8:30 AM
Craft time with Jennifer (Lake Sharpe B)	10:00 AM
Soup/Sandwich Luncheon (Courtyard)	12:00 PM

WATER TOWER EXPERTS



(605) 334-9749 | MAGUIREIRON.COM |    

EXTEND THE
LIFE OF YOUR
WATER TANK

TANK MAINTENANCE & NEW TANKS

- Full-Service and Custom Tank Maintenance Plans
- Interior/Exterior Tank Painting
- Interior/Exterior Sandblasting and Containment
- Interior/Exterior Tank Inspections
- Lead Abatement
- Interior Tank Cleaning and Disinfection
- Custom Tank Logos
- Chemical Cleaning
- Tank Mixing Systems
- 24-Hour Emergency Services



CHAD EDWARDS

North Dakota Water Tower Expert
(605) 759-4957 | edwardsc@maguireiron.com



ELECTRIC PUMP



An Electric Pump Company



800-211-6432
www.electricpump.com

115 Lipton Street
Suite B
Tea, SD 57064

402-333-9660
www.mc2h2o.com

Chuck Gallagher

2020 ATC KEYNOTE SPEAKER

Unethical behavior left unchecked can chip away at the cornerstones of ethics, integrity, honesty and accountability. Every choice has a consequence.

In 1987, Chuck Gallagher made some bad choices at the height of his career and went from wearing a business suit to an orange jump suit some years later. So... you might be asking yourself, Why would I want a former convicted felon to speak to my organization about ethics and integrity? Why? Because Chuck has experienced first hand how easy it is to move from ethical to unethical. Having rebuilt his life back to immense success — the lessons he learned allow him

to share a unique perspective unlike any other business ethics keynote speaker.

Rather than taking the usual theoretical approach to ethics — which, frankly, can put people to sleep — Chuck captures attention by talking about his own journey from a human perspective, then combining it with a practical application. His course is sometimes humorous, often thought-provoking and always impactful — but never “textbook.” The series will help to reduce the likelihood of fraud and other related behaviors through awareness and accountability.



**SEE
CHUCK
LIVE!**

TUESDAY, JAN. 14TH

AMPHITHEATER II

KEYNOTE: 1:00 PM

BREAKOUT: 3:00 PM



We help protect your personal information from getting into the wrong hands.

IDShield Plan Benefits:

- \$1 Million Protection Policy
- Unlimited Service Guarantee
- Identity, Credit, Social Media Monitoring, Plus Real Time Alerts
- Username and Password Combination Monitoring – *ONLY AVAILABLE WITH IDSHIELD!*
- Full-Service Identity Restoration
- Child Monitoring (Family Plan only)
- 24/7 Emergency Access

www.legalshield.com/info/sdrws



Identity Theft Services at Your Fingertips

With the IDShield Plus mobile app you can track your alerts, check your credit score and have on-the-go access 24/7!



Bringing

Quality Water

to Rural America for over 60 Years

Drinking Water

- Supply
- Treatment
- Storage
- Distribution

Wastewater

- Treatment
- Collection
- Lift Stations
- Sewer Rehab



Sioux Falls & Yankton, SD
Rock Rapids, Sioux City
& Ankeny, IA

800-446-2531

Trusted. Professional. Solutions.

dgr.com



RAZING OF THE TOWER



**By Jeff Fossum,
SDARWS Circuit Rider**

About a year ago, all SDARWS Circuit Riders were assigned the task of taking pictures of water towers for Water Tower Wednesday on social media. I guess I found this challenge an eye-opening experience. It's like purchasing a make and color of a vehicle that you thought you have the only "one" of in existence, or at least the only one in this part of the state. But when you get done shopping, go out to the parking lot, you discover that your key will not open the door! Come to find out you parked one lane over, and the real owner of the car is looking at you like you have entered their personal space and were trying to do SOMETHING to their vehicle. Anyway, I digress. If you've seen one water tower, you have seen them all. Wrong again! Each water tower is an individual expression of the tower that was built and the time in history when that type of tower was used. Last February, I was driving past the town of Midland. In the heritage lot, this strange building caught my eye – it was sitting next to a burial vault and some old jail cells. But what was this weird round building? What was its purpose, and where did it come from? And why is it here in Midland, South Dakota?!

Stopping into the Ernie's Building Center/Ace Hardware, I had the pleasure of talking to three generations of Midland-ites. I exclaimed that I appreciate old things, and I love history even more. I first asked about the old jail cell as a warm-

up to the next series of questions. Now that a conversation was started, I needed to know why there was a burial vault in the yard! Easy answer: this concrete box was used as a time capsule for the town. Lastly, I asked what was the round igloo-type building used for? The Midlanites took out the town's history book, which was full of stories from the 1890's to present honoring Midland's rich history. Turning the pages of the book, we would find some pictures and a poem that would shed light on the unique structure and highlight the prairie engineering to make good use out of something that would be discarded as junk! If your mind has not placed the bottom of the tank as the roof of the now storage shed for the Midland Historical Society, you had a better look at the pictures again. The pictures of water towers and operators that Circuit Riders get to take when we are going from system to system are great examples of the depth of ingenuity in the water industry.

RAZING OF THE TOWER

THEY TOPPLED OUR TOWER YESTERDAY.

'T WAS A SYMBOL OF TIMES GONE BY.

FED BY THE RIVER, IT WAS WAY

OUR TOWN GOT ITS WATER SUPPLY.

NOW IT LAYS ON ITS SIDE QUITE USELESS

AND SOON WILL BE DRAGGED AWAY.

THAT IT FILLED EYES WITH TEARS IS MY GUESS,

THIS SYMBOL OF YESTERDAY.

IF OUR TOWER COULD TALK, IT MIGHT TELL

ALL HISTORY OF LONG AGO.

A WHOLE ERA WAS GONE WHEN IT FELL.

WE ARE SAD – THAT MUCH WE KNOW.

OUR TOWER, OUR RUSTY TOWER!

YOU HELD OUR WATER SUPPLY.

WE SALUTE YOUR ONCE GREAT AND GRAND POWER

AS WE SAY GOODBYE, GOODBYE!

Shila Oberembt


September 20, 1985

*The Midland Historical Society has graciously given permission to use portions from the book **Historic Midland 1890-1986.***



Have a complex
water treatment project?
We can help.

Treatment Resources' fifty years of combined experience in water treatment makes us uniquely qualified to meet your objectives. We represent the finest manufacturers in the industry and have worked with hundreds of municipalities and their consulting engineers to solve their water treatment problems. For more information visit us online or call us at (651) 702-2692.



Tap into a **WORKERS' COMPENSATION PROGRAM** Suited for You

At RAS, Workers' Compensation is our primary focus. It's what we do, and who we are. We have the knowledge and experience to address specific concerns or situations. We cover businesses across the spectrum and offer the following services:

- Local Claims and Case Management
- Stay at Work/Return to Work Assistance
- Cost Containment Services
- Loss Prevention and Training

For more information contact our association agency partner,
Jack Miller, Howalt+McDowell Insurance Agency at 800.584.7054.

Endorsed Workers' Compensation carrier for the
SD Rural Water Association for over 10 years.



RISK ADMINISTRATION SERVICES, INC.

WORKERS' COMPENSATION.
Our Focus. Your Opportunity.SM

www.rascompanies.com
1.800.732.1486

RURAL WATER



Q: **How do I take a SD Certification Exam?**

A: Operator Certification Exams are offered through the South Dakota Department of Environment and Natural Resources (SD DENR). Current exam dates can be found online at <https://denr.sd.gov/des/dw/exam.aspx>. Certification exam applications must be submitted for ALL exams including retakes. Applications MUST be received by the Department of Environment and Natural Resources (DENR) at least two weeks before the exam date, as required by the Operator Certification Rules (ARSD 74:21:02:40). Applicants will receive a confirmation of their exam receipt by the Department. Applications will be accepted via fax at 773-5286. Check or money orders made out to "DENR-Operator Certification" are required. Applications must be filled out completely as they are the sole source of information used to determine operator eligibility to take an exam. The cost of the exam is \$10, and there are no free retake exams. Certification renewals are \$6.00 per certificate. Questions about operator certification should be directed to Rob Kittay at the Drinking Water Program in Pierre at 605-773-4208, or email: SDDrinkingWater@state.sd.us.

Q: **Where can I find my Operator Contact Hours?**

A: You can look up your contact hours online at SD DENR's website at <https://denr.sd.gov/des/dw/dbopcertsearch.aspx>, or you can call Rob Kittay at the Drinking Water Program in Pierre at 605-773-4208, or email SDDrinkingWater@state.sd.us.

Q: **Which water and wastewater systems need certified operators?**

A: Any wastewater treatment facility or wastewater collection facility that serves 500 or more people must employ a certified operator. All community and nontransient noncommunity systems must have a certified water treatment and distribution operator.

All transient water systems using surface water, using disinfection equipment, or that serve more than 500 people per day must have a certified operator.

Q: **Can a water or wastewater system contract for a certified operator?**

A: Yes! Contracting for a certified operator can satisfy the state requirements for a certified operator. The Board of Operator Certification can approve a contract where a certified operator not under the direct employment of a system can work as a system's certified operator. The contract operator must work a minimum number of hours per week on-site and be in direct responsible charge of the water/wastewater system.

Q: **Does a person have to be certified to take water or wastewater samples?**

A: No! Anyone can take samples. Certain water and wastewater systems are required to have a certified operator be in direct responsible charge of its operation and maintenance in order to be in compliance with the Operator Certification rules. Sampling is just one task for the operator of a system. Non-certified personnel are allowed to work under a certified operator doing certain tasks. Also it should be noted that for a water system, only an operator certified at any level can make water quantity and quality decisions. A water or wastewater system must still take Safe Drinking Water Act and Clean Water Act compliance samples even if it is currently operating without a certified operator.

Q: **When does the Board of Operator Certification meet?**

A: The board usually meets twice per year - in September during the SD Water and Wastewater Association (SDWWA) Conference and during the winter or spring. The public is always welcome at all meetings.💧

THE NEXT CHAPTER... TAKE 2!



**By Bill Thorson,
SDARWS Technical Assistance
Training Specialist**

As we surge forward headlong into winter, I have some new job duties. If you have not heard, my job has changed a bit and I am now a Trainer/Technical Assistance Specialist. After spending a year and a half in the Wastewater Tech position, new opportunities have allowed me to move into a new position with South Dakota Rural Water Association. The new duties consist of assisting with training and continued technical assistance more on the water side of the industry. The changes will not be noticed by many of you as I can still assist with questions and problems, but now I can also assist with maintenance and operation questions of hydrants, towers, wells, treatment, and anything water related. The new duties also include assisting with training classes, safety classes, and technical questions on EPA and Bureau of Reclamation systems. It also gives me a chance to meet more of the water system personnel as most of the water systems do not deal with wastewater. The change of position also means more interaction with operational specialists from all over the



state as I assist fellow trainer Jim Zeck with more of the operator training duties. I look forward to new and exciting opportunities to assist you with questions or issues that may arise in your systems, as well as making new friends and connections along the journey. Please feel free to contact me or any of the SDARWS staff with questions or concerns at any time. We strive each and every day to improve the association and the water/wastewater industry in South Dakota. ♦

FORD **Secura-Lok** Patent Pending
Ford Meter Box®
Locking Ball Valves

SECURE YOUR DECISION

Lock Open • Lock Closed • Lock Operational

www.fordmeterbox.com • 260-563-3171

The advertisement features a blue background with a white border. It shows two views of a locking ball valve: one in the foreground and one in the background. The Ford logo is in the top left corner.

IT MATTERS.

WATER. It grows our children and crops.
It develops our cities and country.
It powers our industries and businesses.
It cleanses our bodies and the land.

Providing water engineering and related services to help clients achieve success.

WATER ENGINEERING | CIVIL ENGINEERING | LAND SERVICES | SURVEY/MAPPING/GIS
MUNICIPAL FINANCIAL SERVICES | ASSET MANAGEMENT | INSTRUMENTATION & CONTROLS
ELECTRICAL ENGINEERING | STRUCTURAL ENGINEERING | COMMUNICATION SERVICES

THINK BIG. GO BEYOND.



Advanced Engineering and Environmental Services, Inc.
South Dakota Offices: Rapid City, Sioux Falls, Spearfish

www.ae2s.com

A SUPERIOR WEBSITE FOR YOUR TOWN OR WATER SYSTEM IS NOW EASY & AFFORDABLE!

Municipal Impact and Rural Water Impact provide beautiful, mobile-friendly websites for towns and Water Systems – all at a very affordable price. Kick back while we do all the work and setup, then make updates yourself anytime you want. Secure hosting and unlimited support are included, too. You'll never hire an expensive web designer again!



MunicipalImpact.com
Smart Websites for Smart Communities™



RuralWaterImpact.com
Smart Websites for Smart Water Systems™



“We’re the Website People!”

For pricing and information, visit us online at
www.municipalimpact.com or www.ruralwaterimpact.com
Or call us today at 1.800.551.4815.



STRUCTURE. & INTEGRITY.

**PITTSBURGH
TANK & TOWER
GROUP**



"100 years and still climbing"

**CREWS
AVAILABLE
GLOBALLY**



www.pttg.com

INSPECTIONS REPAIR TANKS



Wet	Code	Elevated
Dry	Updates	Ground
ROV	Paint	Relocation
In-Service	Insulation	Erection
Cleaning		Dismantles

NEW TANKS - Rick DiZinno (270) 826-9000 ext. 2601
EXISTING TANKS - Patrick Heltsley (270) 826-9000 ext. 4601



MIDCONTINENT

TESTING LABORATORIES, INC.

- State-certified for **DRINKING WATER** and **WASTEWATER** testing
- Custom pre-printed sample forms save you time
- Setting the pace for analytical testing & customer service
- Our batch SOC testing can save you \$\$\$ in testing costs
- **FAST SERVICE!** Check your results online by logging on @ www.TheChemistryLab.com



2381 S. Plaza Drive P.O. Box 3388 Rapid City, SD 57709
Phone 605-348-0111 • FAX 605-721-0265



SINCE 1893

THEIN WELL

- WELL DRILLING
- PUMP SALES/SERVICE
- WELL REHABILITATION
- WELL ABANDONMENT
- GEOTHERMAL
- WELL TELEVISION
- GEOPROBING
- SOIL BORINGS
- MONITOR WELLS
- REMEDIATION WELLS
- ROCK CORING
- GAMMA/E-LOGGING

24 Hour Emergency Service
1-800-450-8000
www.theinwell.com



Bartlett & West

Engineering water solutions for community growth.

Clean, safe and reliable water is a basic building block of a modern community. Residents and industry depend on your system. You need proactive communications regarding system needs and innovative, comprehensive solutions. As a national leader with long-time relationships in water-focused services, Bartlett & West is your ally for success.

5900 S. Western Ave., Ste. 101 ■ Sioux Falls, SD
(888) 200-6464 ■ www.bartlettwest.com



CERTIFICATION PRACTICE QUESTIONS

1. WHICH OF THE FOLLOWING ARE DISINFECTION BY-PRODUCTS

- a. Chloroform
- b. HAA5
- c. TTHM
- d. All of the Above

2. TTHM STANDS FOR

- a. Total Tri-halomethane
- b. Typical Tri-halomethane
- c. Triple Tri-halomethane
- d. None of the above

3. HAA STANDS FOR

- a. High Acetic Acid
- b. Halo Acetate Acid
- c. Halo Acetic Acid
- d. Tri-Halomethane

4. DISINFECTION BY-PRODUCTS FORM WHEN WHAT REACTS?

- a. Disinfectants and Water
- b. Disinfectants and Soap
- c. Disinfectants and Organic Matter
- d. Ozone and Chlorine

5. HOW MANY TTHM SPECIES ARE THERE?

- a. 3
- b. 4
- c. 5
- d. 10

6. HOW MANY HAA5 SPECIES ARE THERE?

- a. 3
- b. 4
- c. 5
- d. 10

7. THE MCL FOR TTHM IS

- a. 40 ug/L
- b. 50 ug/L
- c. 80 mg/L
- d. 80 ug/L

8. THE MCL FOR HAA5 IS

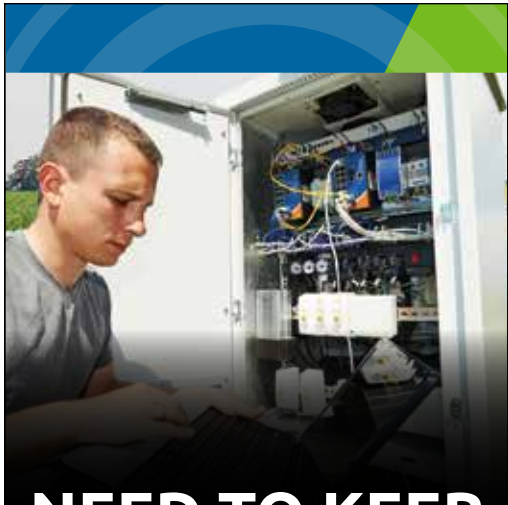
- a. 30 ug/L
- b. .030 mg/L
- c. 60 ug/L
- d. .060 ug/L

9. WHAT IS THE MCL FOR TTHM IN MG/L

- a. 40 ug/L
- b. 50 ug/L
- c. 80 ug/L
- d. 0.08 mg/L

10. WHAT IS THE MCL FOR HAA5 IN MG/L

- a. 30 mg/L
- b. .030 ug/L
- c. 60 mg/L
- d. .060 mg/L



NEED TO KEEP THE WATER FLOWING?

Thompson Knows
CONTROLS & AUTOMATION

-  System Design & Engineering
-  UL Certified Custom Control Panel Fabrication
-  SCADA/HMI Systems Development
-  Maintenance Service Hardware/Programming



CALL TODAY!
866.258.8462
thompsoninnovation.com
sales@thompsoninnovation.com

1. D; 2. A; 3. C; 4. C; 5. B; 6. C; 7. D; 8. C; 9. D; 10. D

QUICK & EASY FINANCING SOLUTIONS



www.cobank.com/h2oloan


844-846-3135

Proud Member of the Farm Credit System



WHEN YOU
NEED POWER WE
ARE
THERE FOR YOU.

NEW OR USED, ANY SIZE OR SHAPE,
IN ANY REGULATORY ENVIRONMENT



877.365.8114
BUTLERMACHINERY.COM

Butler 

PREVENTING FROZEN WATER LINES (AND WHAT TO DO IF THEY FREEZE)



**By Mike Moeller,
SDARWS Technical Assistance/
Training Specialist**

Frozen water lines are something that South Dakotans have dealt with since plumbing was installed into homes. South Dakota winters can be brutal with snow and very frigid temperatures. When temperatures dip below freezing, it causes the moisture in the ground to freeze. The ground temperature keeps falling and forces the frozen layer to penetrate deeper into the ground as the temperatures remain below freezing. In South Dakota, water lines are mostly buried below what is called the “frost line,” usually at six feet underground. In some cases, the water lines are not buried that deep due to topsoil being removed or improper bury depth from the beginning; either way, it increases the chance of the water line to freeze if the frost line reaches its level.

Preventing water lines from freezing can be a troublesome task since water lines are buried in the ground and are not visible. The frost line is also not visible. When the two meet is when the ice starts to form on the inside of the pipe. One way to tell if your water lines may be starting to collect ice on the inside of them is to keep track of the water temperature in those pipes. If you have a suspicion that your water line may be susceptible to freezing, run a generous amount of water out of a faucet,



and then catch a sample to check the temperature of the water. You will probably want to do this multiple times during the winter months and keep a record of the temperature in the water system. If you start to see a downward trend in the water temperature and it is getting to the 32 degrees Fahrenheit point, you may have to think about letting a faucet in your home run – just a small stream out to keep the water moving and prevent it from freezing.

The water system that supplies water to you may also have the same issues. Water mains freezing is not unheard of and can be a nightmare to remedy. If the water system has a looped area that this happens in, they can usually keep supplying water to the user from the other end of the water main. Still, looped systems have generally enough customers on them and enough water movement to keep them from freezing. It is the branch lines or dead ends that have minimal flow through them that are more likely to freeze. If a water system knows they have a trouble area, you may notice them flushing the line, if possible, to keep the ice from building up in the water main.

Thawing water lines after they have frozen is also not very fun. If the water line is frozen in your home, one way to thaw it out is to find the frozen area and use a blow dryer or heat gun to warm up the pipe slowly. This will usually do the trick. On the other hand, if it is the service line coming from the water main to your home that is frozen, you may not want to tackle this project yourself. Your water system or even South Dakota Rural Water have been dealing with frozen service lines for years and

...continued on page 32

FROZEN WATER LINES: continued from page 31...



have come up with a system that they use to thaw lines out. This involves taking out the water meter and pushing a plastic tubing into the service line until it hits the blockage. Once the blockage is found, a pump is used to pump hot water into the service line. The overflow of water coming back out of the pipe can be caught if need be, and the process continues until the blockage has been eliminated. There is equipment for this very purpose that can be bought from suppliers.

If your water system has a frozen water main that is stopping water from reaching your home or business, the process to thaw it is almost the same except accessing the pipe may require excavation down to it. The line can be cut at that point, and it is determined from that point which direction from the cut the blockage is. The equipment used to clear the ice from the pipe is on a larger scale. It can be a steaming machine or a jetting truck that is used to put steam or high-pressure water into the pipe to clear the ice from the pipe. The water system may ask homeowners in that area to keep water running in their homes to keep the water main from freezing again. The system will usually work out a deal with the homeowners so that the water that is used to keep their main from freezing is not billed to the homeowner.

It was a short summer this year and winter is knocking on our doors. Hopefully the temperatures don't dip to sub-zero for too long and create these problems for any of us. 💧



The Leading Distributor of Water, Sewer & Storm Drain Products & Services



CORE & MAIN®

WE'RE ALL ABOUT
South Dakota

When you need dependable service in the middle of the night, the eye of the storm or the center of town, you need the waterworks experts at Core & Main.

Sioux Falls
2101 E 54th St N
(605) 339-2814

Rapid City
2808 E Highway 44
(605) 716-9427

FUSIBLE PIPING
METERING AMR/AMI
TREATMENT PLANTS
STORM DRAIN
PUMPING

Local Knowledge | Local Experience | Local Service, Nationwide®

coreandmain.com

PASD20190529

PHOTOS FROM THE FIELD



The office manager's group on a tour of the Lewis & Clark Regional Water System treatment plant in Vermillion.



Jeff Fossum assisting with hydrant flushing in Howard.



Nick Jackson helping exercise 30-year-old water main valves in Chamberlain with Public Works Supervisor Brad Mohror.



SDARWS Circuit Rider Jeff Fossum in Gayville assisting operator Chuck Flemming with the HydroVac.



Abbey Larson and Bill Thorson doing sewer camera work in Madison.



Jerry Hemeyer smoke testing in Harrold.

To see more pictures of SDARWS in action, follow us on Facebook at www.facebook.com/SDRuralWater



FROM THE EXECUTIVE DIRECTOR

KURT PFEIFLE, EXECUTIVE DIRECTOR

Much of the learning we do in rural water is through attending conferences. While some people dread spending X-number of days listening to speakers because their boss made them, or feel forced to attend because they drew the short end of the straw at the board meeting, there is no reason to keep this attitude. A conference is like a one-stop-shop for everything pertaining to your industry. Where else you can you attend educational sessions, network with other professionals, and meet with vendors who may have the perfect product to make your job easier? Plus, it's always nice to get out of the office for a few days – and hopefully you'll go back to work refreshed and motivated to do your job better!

Below are 10 ways to get the most out of attending a conference.

1. READ THE AGENDA AND PLAN OUT WHICH SESSIONS TO ATTEND IN ADVANCE

You may not be able to attend a session in every time slot, so prioritize the ones you most want to attend. If you are attending with others from your system, split up for sessions. Splitting up will maximize how much you're able to learn and ensure that each of you has unique insights to take back to your system. Additionally, stay away from the sessions you could almost teach yourself, and try to attend sessions on topics you have not yet mastered.

2. GET A LIST OF EXHIBITORS

Read the exhibitors list ahead of time and make a list of people and companies you want to speak with. In a large exhibit hall, you may get overwhelmed and never make it to the people you most want to speak to.

3. PARTICIPATE IN THE SESSIONS YOU ATTEND

Don't be shy about questioning the speakers about points you're especially interested in, or would like clarified. Speakers thrive on an engaged audience – there's nothing worse for a speaker than talking to a silent room. Don't forget to take notes – after attending hours of sessions a day, it is easy to forget what you've learned (those hotel notepads do come in handy!)

4. BRING BUSINESS CARDS

While you may not use business cards in the rest of your work life, you may go through dozens at a conference when you're meeting new people. You'll probably also collect dozens too, so make sure to make a few notes on the back of each so you can remember who each person is when you get back to the office.

5. PUT AWAY YOUR SMARTPHONE

You are at the conference to interact with people, and you don't want your electronic devices to become a barrier against

making new connections. Put your phone back in your pocket while you're waiting for a session to begin, or while taking a break in the hallway. You'll look more approachable without an electronic device in the way, and you can take the time to strike up a conversation with other attendees.

6. NETWORK!

Get to know other people who have the same type of job as you. Chances are you'll be sitting by these people during the conference sessions. Take the time to interact with others and exchange information – this is a great way to develop contacts and learn how other systems operate. Much of the learning during conferences happens in the hallways between peers. The people you'll attend sessions with are as important as the sessions themselves.

7. WEAR COMFORTABLE SHOES

Chances are you are going to do a lot of standing around talking to people, and you might even end up standing in some sessions if they are packed. If the conference is in a large hotel or space, you'll do a lot of walking to get around.

8. SOCIALIZE

While it may be tempting to spend your evenings watching Pay-Per-View in your room, a lot of networking happens in the evening – often spontaneously. It is also beneficial to socialize with your co-workers who are attending with you. Building friendly relationships with those you work closely with helps foster team-building and can make your work life more manageable.

9. FOLLOW-UP

When you get back from the conference, follow up with the people you met. Email them to let them know you enjoyed meeting them, and perhaps reference something you talked about. Make sure to set up a phone call or face-to-face meeting with anyone you specifically want to do business or build a relationship with.

10. SHARE YOUR KNOWLEDGE

Hopefully you gained a lot of new information, inspiration, and contacts during your time at the conference. One of the best things you can do post-conference is to share those resources with your fellow co-workers and colleagues. Send out videos of the sessions you thought were valuable, give a talk about something you learned at your next staff meeting, and tell your boss about some of the contacts you made. Hopefully your colleagues will do the same the next time they attend a great conference.



\$150.00 TEAM REGISTRATION

**3-PERSON TEAM BOAT-ONLY
TOURNAMENT**

**MANDATORY RULES
MEETING AT 7:00 PM CT ON
FRIDAY, APRIL 24**

**MEAL PROVIDED FOLLOWING
THE TOURNAMENT**

APRIL 24-25, 2020 • FORT PIERRE, SD

RULES

- Teams to consist of 2-3 people with at least one person who is a current water/wastewater, associate or corporate member of South Dakota Rural Water.
- Tournament begins at the Bad River boat ramp on Saturday, April 25, 2020 at 7:00 AM, and ends at 3:00 PM.
- Boat inspection prior to start. This is a boat-only tournament.
- South Dakota fishing regulations must be followed.
- Walleye tournament; largest seven walleye weighed per team.
- \$1,000.00 prize for first place; other payout dependent on participation.
- Meal provided Saturday afternoon after the tournament.
- In case of a tie, the team with the biggest fish by weight wins.
- Tournament winners announced shortly after weigh-in results are compiled.
- Tournament is limited to 40 teams.
- All judges rules are final.

For more information, contact Mike Moeller, SDARWS Tournament Chair
605-270-4989 • mmoeller@sdarws.com

REGISTER ONLINE AT SDARWS.COM/FISHING.HTML
REGISTRATION DEADLINE: APRIL 20, 2020



203 W. Center Street
P.O. Box 287
Madison, SD 57042
www.sdarws.com

ATC 2020

SOUTH DAKOTA RURAL WATER'S
ANNUAL TECHNICAL CONFERENCE

JANUARY 14-16, 2020

Pierre Ramkota Hotel & Convention Center

**JOIN US FOR THE LARGEST
WATER CONFERENCE IN
SOUTH DAKOTA!**



www.sdarws.com/annual-conference.html