



Quality On Tap!

October 2020 | Volume 16, Issue 2

**WHY RURAL WATER SYSTEM
OPERATORS ARE CRITICAL**

**ALWAYS CALL
BEFORE YOU DIG**

ATC AWARD NOMINATIONS DUE OCTOBER 30TH

A MESSAGE FROM THE PRESIDENT OF THE BOARD

Ron Gillen, President
South Dakota Association of Rural Water Systems



2021 RURAL WATER RALLY

South Dakota Rural Water does many things, and one of the most important benefits to our rural water membership relates to our legislative efforts. Every year the National Rural Water Association hosts a Rural Water Rally in Washington D.C. to further the work of providing drinking water and wastewater services to rural communities. Rural Water professionals, leaders and customers from every state attend the rally to thank their Senators and Representatives for their support and encourage them to further support the goals and needs of the Rural Water Industry. The Rally provides your Association the opportunity to meet directly with our congressional delegation one-on-one to discuss concerns of SDARWS members and other systems, as well as with their staffers, and USDA.



We invite you to join us February 8-10, 2021 at the Hyatt Regency on Capitol Hill. For more information, visit NRWA's Rally page at: nrwa.org/rally. Room reservations can be made at the Hyatt Regency by calling 202-737-1234. If you have any questions about attending this year's event, please call the SDARWS office at 605-556-7219. We would love to have you join us on the Hill!

SDWARN

The current state of response to the COVID-19 virus means that water and wastewater systems must commit themselves as first responders to the protection of the public's health. The undisrupted continuation of water and wastewater service within all communities and regional providers is vital.

There may be systems, that due to an outbreak of COVID-19 require operational assistance. Accordingly, South Dakota Association of Rural Water Systems (SDARWS) and South Dakota Water/Wastewater Agency Response Network (SDWARN) is compiling a pool (list of volunteers) of certified water and wastewater operators who might be available to provide emergency on-site assistance to other systems.

This assistance could require the responder to relocate to the requesting system for up to 14 days. Water/Wastewater systems and the responding operator should be prepared to keep detailed records of their response for reimbursement either through the requesting system or other available funding.

SDWARN is administered through the South Dakota Association of Rural Water Systems (SDARWS). Communications regarding this matter should therefore be through the SDARWS office. Your system need not be a member of SDWARN nor SDARWS to respond to this message. However, if activated, the system making the request and the systems responding to the request would need to become members of SDWARN as their mutual aid agreement would become the governing documents.

If an operator is available for this effort their name, certifications and certification levels along with contact information should be sent by email to ggross@sdarws.com. There is no requirement that you respond if you reply to this request.

Thank you for your attention and assistance!

BOARD OF DIRECTORS

Aurora-Brule Rural Water System
Ron Gillen, President

Kingbrook Rural Water System
Rodney Stormo

Sioux Rural Water System
Jim Thyen, Secretary

Grant-Roberts Rural Water System
Tom Frogner, Treasurer

Big Sioux Community Water System
Dan Carlson, Past President

Clark Rural Water System
Larry Wasland, NRWA Director

Clay Rural Water System
Glen Gilbertson

BDM Rural Water System
Torre Raap

Brookings-Deuel Rural Water System
Gary Johnson

Butte-Meade Sanitary Water District
Bob Lewis

Davison Rural Water System
Bob Weisz

Fall River Water User District
Keith Neugebauer

Hanson Rural Water System
Doug Degen

Lewis & Clark Rural Water System
Sid Munson

Lincoln County Rural Water System
Joe Burns

Mid-Dakota Rural Water System
James McGillvrey

Minnehaha Community Water Corporation
Lloyd A. Rave

Oglala Sioux Rural Water Supply System
Chuck Jacobs

Perkins County Rural Water System
Lynn Frey

Randall Community Water District
Dave Meyerink

Rapid Valley Sanitary District/Water Service
Bobby Sanner

TM Rural Water District
Greg Nugteren

Tri-County/Mni Wasté Water Association
J.R. Holloway

Tripp County Water User District
Louis Kehn

WEB Water Development Association
Les Hinds

West River/Lyman-Jones Rural Water System
Rick Doud

Class B East River
Brad Lawrence

Class B West River
Jeff Crockett

Class C
VACANT

NOW IS THE TIME TO ACT

Get Started on Your Water Utility Construction Project

Do you have a Water Utility Construction Project? Now is the time to act! Rates are at an all time low, and with the current pricing being opportunistic and taking action can result in benefits not only for your-self but for the customer as well. Consider the below items that detail positive reasons to act now that you can present to your governing body.

- Interest rates are at an all-time low.
- More project contractors are available, increasing the number of bids, potentially lowering project costs.
- Fuel costs are low, lowering pipe related costs.
- Most material costs for projects are down.
- Shipping costs for many have decreased.
- Road and water projects are easier to schedule due to decreased volume in traffic.
- Low construction costs and available contractors are not guaranteed to last.



FREE CLOTH MASKS FOR SOUTH DAKOTA WATER & WASTEWATER PERSONNEL

ATTENTION WATER & WASTEWATER SYSTEM PERSONNEL:

South Dakota Association of Rural Water Systems (SDARWS) and Water and Wastewater Agency Response Network (SDWARN) has worked with EPA and FEMA to secure a limited supply of cloth facemasks for water sector personnel. SDWARN is partnering with SDARWS to help distribute these cloth facemasks. Because supplies are limited, systems can request a maximum of two masks per utility personnel. Masks will be distributed based on need and prioritized in counties most impacted by COVID-19.

ABOUT THE CLOTH FACEMASKS:

- Single size (one size fits all)
- Fabric touching skin is 100% cotton
- The cloth masks are reusable and machine washable up to 15 times
- NOT for use with chemicals or in hazardous environments where N95 or other respirators are required

If you are in need of masks for utility personnel, please visit sdarws.com/masks.html to fill out the online request form, and we will get you on the list to receive these essential supplies.

You will be asked to provide basic information about you and your water system such as your PWSID or NPDES Permit number and the number of FTE at your system. This is to verify that you are a South Dakota water or wastewater agency.

SOME KEY POINTS OF THE PROGRAM ARE:

Cloth masks are being made available to all water and wastewater agency employees in South Dakota.

The cloth masks are for all public water and wastewater system employees; masks are not exclusive to field workers and operators.

Identify the number of cloth facemask requested – current limit of two cloth facemasks per water or wastewater agency employee.

Once approved, you will receive an email to confirm the number of cloth masks you will receive and confirmation of arrangements made for pick-up or delivery of the facemasks.

You do not need to be a member of SDWARN in order to receive masks, however, if you're not a member, we strongly encourage you to join. More information can be found on SDWARN's website by going to www.sdwarn.org.



FROM THE EXECUTIVE DIRECTOR

Kurt Pfeifle, Executive Director
South Dakota Association of Rural Water Systems



"Leaders aren't born, they are made. And they are made just like anything else, through hard work. And that's the price we'll have to pay to achieve that goal, or any goal." – Vince Lombardi

The South Dakota Association of Rural Water Systems (SDARWS) will hold its 14th annual Leadership Conference on November 18-19, 2020 at the Ramkota River Centre Hotel in Pierre, SD. The Leadership Conference began in 2006 and was intended to help mold current and future leaders of the rural water industry in South Dakota. The conference was tailored to the officers of governing boards and managers of systems. As the conference grew and matured, it was opened to all members of the governing board and all rural water personnel who play a leadership role at their respective systems. After all, it's good to keep your existing leaders current on the role they play and the responsibilities they have, but you need to be conscious of who will be filling the void as those leaders separate and exit their systems.

Since 2006, SDARWS has brought excellent training opportunities to those in governance and management positions at South Dakota Rural Water Systems. The Leadership Conference has continued to grow and gets better with each subsequent year. The 2020 Leadership Conference will continue with the tradition of growth and improvement. We hope and encourage all rural water systems to give thoughtful consideration to attend this year's event.

Topics on this year's agenda:

- Fiduciary responsibility
- DENR Regulatory Updates
- Grassroots Legislative Advocacy
- Rate Setting
- Preparing for succession (boards and employees)

In addition to the many great agenda items, attendees will have the opportunity to hear from DGR Engineer Dan Nebelsick speak about his experience helping build water systems in the Middle East at this year's President's Reception on the evening of November 18th.

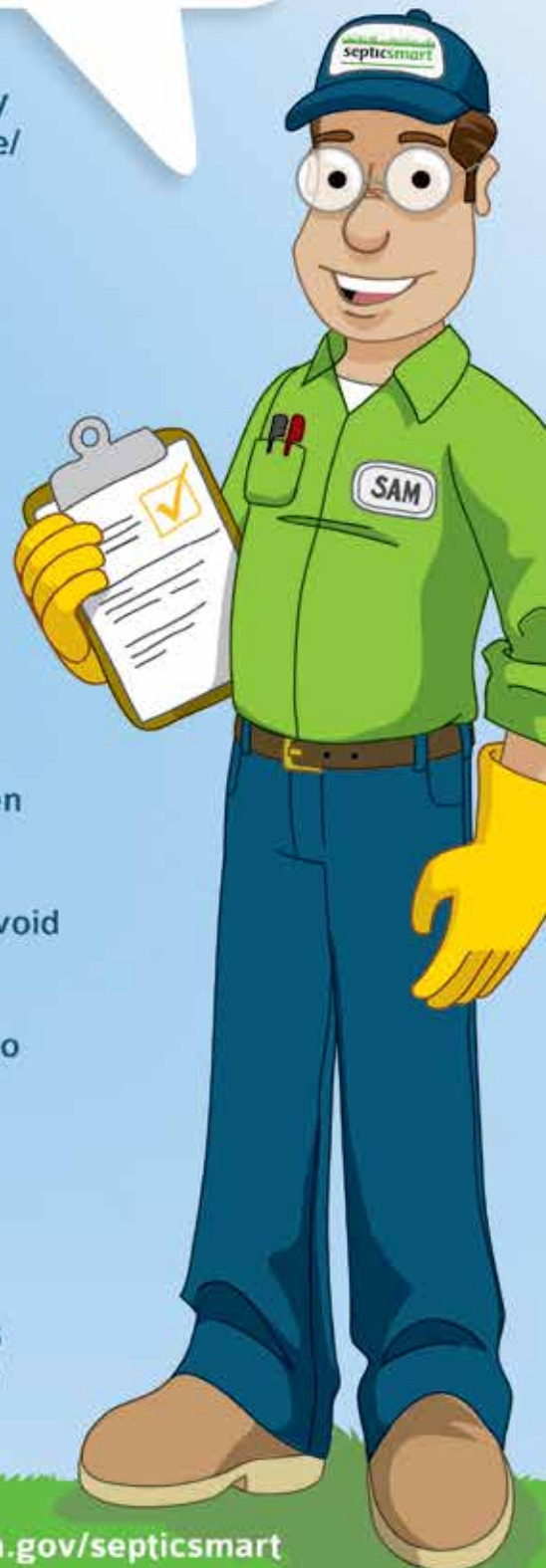
COVID-19 has wreaked havoc on many schedules, and SDARWS is not immune. We will closely monitor the COVID situation and will provide timely notice if the conference needs to be canceled, postponed, or reformatted (virtual). Your understanding is appreciated.

Please make plans to join us at the 14th Annual SDARWS Leadership Conference! We'd love to see you there!



Top 10 Ways to Be a Good Septic Owner

- ✓ Have your system inspected every three years by a qualified professional or according to your state/local health department's recommendations
- ✓ Have your septic tank pumped, when necessary, generally every three to five years
- ✓ Avoid pouring harsh products (e.g., oils, grease, chemicals, paint, medications) down the drain
- ✓ Discard non-degradable products in the trash (e.g., floss, disposable wipes, cat litter) instead of flushing them
- ✓ Keep cars and heavy vehicles parked away from the drainfield and tank
- ✓ Follow the system manufacturer's directions when using septic tank cleaners and additives
- ✓ Repair leaks and use water efficient fixtures to avoid overloading the system
- ✓ Maintain plants and vegetation near the system to ensure roots do not block drains
- ✓ Use soaps and detergents that are low-suds, biodegradable, and low- or phosphate-free
- ✓ Prevent system freezing during cold weather by inspecting and insulating vulnerable system parts (e.g., the inspection pipe and soil treatment area)





**ALWAYS CALL
BEFORE YOU DIG**

By Larry Janes, Executive Director, SD One Call/SD811

Have you ever thought about what it would be like not to have good tasting, clean water available when you need it? Probably not. I know I rarely do, but there's just nothing better than turning on the tap and getting a refreshing cold glass of water to quench your thirst on a hot day or having that steaming hot water ready for you in the shower. And in those rare cases when there's a water break, we just can't wait until it's repaired.

For many, having clean water available for basic human needs is just not the case. There are all kinds of figures available on the internet ranging anywhere from hundreds of millions of people to several billion people who don't have access to clean or even adequate water supplies, either on a regular basis or ever. Fortunately for those of us living here in South Dakota, we do. And we have our water suppliers, excavators and you to thank for that.

Our water suppliers work hard to learn about new technologies to keep our water clean and safe. But why thank excavators and you, you ask? That's because you contacted the South Dakota 811 Center before digging, more than ever before, in 2016. In fact last year was a record year for contacting the South Dakota 811 system, either by calling 811 or by going on-line to request utilities to locate their underground services and mark them with paint or flags before digging occurred. The 811 Center was contacted, a whopping 161,767 times last year. That's more than any other year since the service began back in 1993. With our population in South Dakota of about 882,000 people, and with

this large number of locate requests, it works out to a little over one in five people digging something, somewhere in the state all year long.

What's really cool about this is that 61% of all these requests were made online, with no hold time, even during the busiest times of the year, which are always during the spring thaw and just before freeze-up. We're constantly working to make it easier and more efficient for you to get your work projects out to the utilities in your area as quickly as possible. A call to the 811 Center takes about 7 to 8 minutes, from the time you reach a representative until you hang up, but the new, online Homeowner Portal takes only about half that time. Just go to sdhop.southdakota811.com to process your request using the South Dakota Homeowner Portal. It's a step-by-step process that's really easy to use. (Even I can do it, and that's saying something).

South Dakota 811 is there to accept your calls and on-line requests 24/7, 365 days a year, so water suppliers and other underground facility operators know to mark their lines to prevent outages. This can protect those buried services during excavation projects, such as planting trees, placing fences or drain tile, and any other projects where the earth will be disturbed and where those buried lines could accidentally be damaged. Once you've made contact with the Center all utilities in the area are notified of the work you'll be doing and when you plan to do it, so they can mark those underground lines, including your water, to ensure your safety and making sure that you won't lose your valuable services.



Know what's below. Call before you dig.

HOW TO REQUEST SD 811 LOCATES

PHONE: Make a free call to 811 (in-state) or (800) 781-7474 (outside of South Dakota).

ONLINE: Use the new South Dakota 811 Web portal for faster processing of locate requests.
Just visit: sdhop.southdakota811.com

MOBILE APP: The South Dakota 811 app is available free in the Apple App Store and Google Play.
Just search for "South Dakota 811."



WHY RURAL WATER SYSTEM OPERATORS ARE CRITICAL

by Erin Hayes, General Manager, Kingbrook Rural Water System

Water operators are the first line of defense in public health. They deliver safe, plentiful drinking water to our members. Being a water operator is a very meaningful career choice as they make a huge, positive difference in the health of our communities. Most technical operations are handled by our operators, who are probably the most important person in the overall operations of our system.

Operators provide one of the most valuable services to Rural Water members. They work in vital jobs that we cannot do without a tremendous amount of knowledge and fortitude. They keep us supplied with a necessity of life 24 hours a day, 7 days a week, 365 days a year. Water keeps us alive and is delivered or treated to protect our health as well as the environment.

It is important for everyone to understand how as leaders we need to support and equip operators with the skills and financial resources to do their job and help the operator keep the community's system running well.

Every state requires water operators to pass certification exams to show they are capable of overseeing critical aspects of water operations; it is no different in South Dakota.

Water operators run the equipment and control the process that cleans drinking water. They maintain and repair the pipes, valves, pumps, controls, engines, generators, and other equipment used to produce water. They sample and test the water at various points during treatment and distribution to ensure the treatment processes are working correctly to maintain water quality.

Once water leaves the treatment plant, it is stored in a tank or distributed directly to members through the distribution system. This is a network of pipes and pumps that carry water from the treatment system to the homes, businesses, schools, pasture taps for livestock, etc.

Rural water operators generally work on their own in a specified geographic area and are supported by an entire team of operators throughout the organization. ***"A successful team understands that regardless of how different each person on the team is, they all share a common goal."***



Rural water operators monitor the miles of different size pipes daily within their respective service area. An operator begins their day by looking at the overnight activity of water in their service areas using a technology called SCADA (supervisory control and data acquisition). This is a system of software and hardware elements that allow rural water organizations to directly interact with devices such as sensors, valves, pumps, motors, and more. To simplify this, the operator looks for any anomalies that may have occurred throughout the night that may have caused potential leaks, or other related issues.

Every day the operator reviews their work orders and other service work the office may have scheduled for them. The workload generally consists of adding new services, repairing leaks, maintaining customer meters, responding to utility locates, assisting at treatment plants, obtaining easements for pipe routing, collecting GPS points on valuable assets, servicing

pasture taps, taking equipment from one site to another to assist other operators and so on. These individuals also serve on an on-call duty rotation six times a year where they are expected to know every aspect of our footprint and what their responsibilities are for each community we serve.

This may sound like “all in a day’s work,” but to understand how your system operates is essential. The type of work an operator does is ever changing. Automation and digital technologies are requiring operators to be able to do more with data.

The most rewarding factor an operator can do to achieve their goals in rural water, is to stay focused on the plan, the action, and be better than the day before. Every day in this profession, is an opportunity to provide safe drinking water for families, our members, and our communities. Having a winning career in the water industry creates a long-lasting ripple effect that any operator can and should be proud of.



CLARK RURAL WATER SYSTEM

In 1976, the worst drought in South Dakota's history was beginning to dramatically impact the lives of rural Clark county residents. Wells and dugouts were going dry and livestock was sold due to the lack of feed and water. Knowing that a guaranteed water source could break the back of drought cycles and help both the farmer and main-street prosper was a motivating factor in the development of Clark Rural Water System.

The original idea for the Clark Rural Water system started with a group of farmers from southern Clark County gathered around a kitchen table. By 1977 a steering committee was formed and began the daunting task of developing interest in rural water among the county residents. Although there were setbacks, the committee secured nearly 400 sign ups by 1978 and the Clark Rural Water System was put on the State Water Plan in 1981.

By 1982, the Clark Rural Water Board of Directors had secured \$5.2 million dollars in loan and grant funds. Funding for Clark Rural Water primarily came from Rural Development (called FmHA in those days) with a combination of loan and Grant funds. The state of South Dakota also contributed loan and grant funding to the system. The grants Clark received included a HUD Community Development grant, Oahe Subdivision grant, Oahe exploratory Grant, and a small grant from the East Dakota Water Development District. The developing membership also contributed nearly \$160,000 towards the project.

Construction started on Clark Rural Water in October of 1982 with work starting on the first well; the final distribution lines were installed December 1983. 525 rural users and five municipalities were part of the original project with the final cost of the original construction of Clark Rural Water totaling around \$5,250,000.

The design of the system called for the source to be developed, the

treatment plant constructed and the distribution lines installed at nearly the same time. As a result, there was no treated water available to pressure check the distribution lines being installed. The process of using untreated water worked great at the time for verifying that the newly constructed lines were leak free, but now whenever there is any disruption to the lines they need to be flushed as the iron that settled out of the water from that initial construction can dirty the water.

Clark's first expansion project began in 1984 after the system acquired some grant funding. After the initial project, there were some monies left over – so a small project was developed to connect 20 additional rural users and several miles of distribution main line. The next expansion occurred in 1989 when the system expanded to the east connecting hookups to the north side of Lake Kampeska. The project included a storage tank, pumping station and added 125 new members to the system.

In 1992 Clark Rural Water joined forces with Codington-Clark Electric to save costs and increase service reliability for both organizations. Clark Rural Water installed a 150 kW backup generator at the treatment plant to help with load management. This agreement was the first between a Rural Water System and a Rural Electric for load management. The agreement allowed the rural electric utility to reduce their wholesale power costs, and as a result Clark Rural Water received a reduced rate on electricity – which in turn reduced the cost of delivering water to the membership.


By 1993 the demand on the system had exceeded the original plant design capacity. A second filtration unit was added that doubled the system capacity from 600 gpm (gallons per minute) to 1,200 gpm. With this added capacity, the system was able to expand to the northwest from Raymond to Crocker and north



to another 125 people who were requesting water service. A small storage tank and pumping station were constructed to serve the members. Three additional wells have been constructed since 1991 to serve the main treatment plant, bringing the total number of wells to six. Land around the wells has been purchased over the years for wellhead protection. Currently, 675 acres are rented to local farmers or dedicated to the CRP program, while giving Clark Rural Water control over the activities and practices around the well field.

Another dry cycle in 2006 demonstrated the limits of the distribution system, with tanks running very low or dry. A tanker truck was used for three days to keep members in water during August by delivering over 136,000 gallons to keep the Kampeska storage tank from going dry. In October the staff at Clark RWS began construction of a 200 gpm nitrate removal plant, storage tank and wells to serve the area north of Watertown. The plant went online in 2007 and has eliminated the shortage that was experienced the year before, and enabled the system to provide water to a 48 home development and the Joy Ranch facility for Lutheran Outdoors. By building the plant with system personnel, the system saved over \$300,000 in construction costs. An additional 137 acres was purchased around the wells at the Kampeska Plant for well protection.

The original treatment plant had a design life of 20 years. 2007 took the plant five years beyond that figure with a couple more years to do something about it, after evaluating the condition it was in. Engineering reports and design proposals took a couple of years to approve, and when the project was ready to look at funding resources the Stimulus Program was announced. Shovel ready projects were the qualifier and we had a shovel ready project. A lime softening treatment plant with a total cost of \$7,820,000 was approved with a great ratio of 36.6% Grant, or \$2,862,000 grant money and a loan of \$4,958,000 at a 2.75% interest rate. It would be hard to imagine that the system will ever outgrow this facility with a treatment rate of 2200 gallons per minute, and the construction of the plant and the process equipment inside will have an extremely long life cycle and will be able to provide good water for decades. The ongoing evolution of the system has brought us to over 1,200 members and six municipalities that use nearly 300 million gallons annually, and now with capacity for future development in our service area.



CLARK RURAL WATER SYSTEM



DIRECTORS:

- Steve Arnesen – President
- Mark McHenry – Vice President
- Darrell Seefeldt – Secretary
- Arlen Boehnke – Treasurer
- Larry Wasland – State Association Director
- Marlin Fjelland – Director
- Michelle Birkholtz – Director
- Myron Hanson – Director
- Ryan Helkenn – Director

STAFF:


- Terry Kaufman – Manager
- Diane Spieker – Office Manager
- Greg Marx – Operations Specialist
- Jeff Hoffman – Operations Specialist
- Scott Hovde – Operations Specialist

STATISTICS:

- Hookups: 1,200
- Miles of Pipeline: 1,150
- Water Source: East Fork Vermillion Aquifer, Big Sioux Aquifer (North Unit)
- Counties Served: Codington, Day, Grant, Hamlin, Clark
- Towns Served Bulk: Dakota Sioux Casino, Nature's Deli, Clark, Florence, Henry, Wallace, Raymond, Bradley

RURAL WATER CROSSWORD & WORD SCRAMBLE CONTEST

Back to School



DOWN

1. Temporary educator
2. Loose-leaf or bound
3. Little learners
5. Class that dwells on the past
6. School boss
9. Homework assigner
11. Putting letters in the right order
13. Colorful wax sticks
15. Vocal or instrumental
16. Grade school break
17. Measuring device
18. Student's stations

ACROSS

4. Boxed, bagged, or on a tray
7. Educational excursion (2 words)
8. Midterm and final
10. Teacher's domain
12. Carryall
14. Clean when black and dirty when white
19. Mistake eliminator
20. Of the number 2 variety
21. Biology or chemistry

Enter to Win \$100

SCRAMBLE ANSWER



RULES: Use the colored squares in the puzzle to solve the word scramble above. Call your Rural Water System (See page 2 for contact information) or **enter online at www.sdarws.com/crossword.html** with the correct phrase by October 12, 2020 to be entered into the \$100 drawing.

Only one entry allowed per address/household. You must be a member of a participating rural water system to be eligible for the prize. Your information will only be used to notify the winner, and will not be shared or sold.

Congratulations to Doug Kiesz who had the correct phrase of "The first wealth is health" for July 2020.

South Dakota Rural Water AWARD NOMINATIONS

Do you know someone who is doing a great job? Goes above and beyond the call of duty? Has your water system achieved excellence this year – or has overcome some amazing challenges?

Give recognition where it is due by making an award nomination. Awards will be presented at the Awards Brunch at the ATC – January 16, 2021. **Application deadline is October 30, 2020.** Eligible nominees must be affiliated with a system member in good standing. The online form can be found at www.surveymonkey.com/r/ATCAwards.

WE ARE ACCEPTING NOMINATIONS FOR THE FOLLOWING CATEGORIES:

Rural Water System of the Year: a member system who puts forth exceptional efforts to properly manage, operate, and maintain their drinking water system.

Rural Water Manager of the Year: Recognition for a manager of a Rural Water System for outstanding performance in operating a Rural Water System.

Rural Water Office Person of the Year: Recognition for an administrative employee of a Rural Water System for outstanding performance in office management and procedures.

Rural Water System Operations Supervisor of the Year: Recognition for a State of South Dakota Certified Operator who is actively working a supervisory role for a Rural Water System, and has demonstrated outstanding leadership ability and/or accomplishments in drinking water.

Rural Water System Operations Specialist of the Year: Recognition for a State of South Dakota Certified Operator who is actively working for a Rural Water System with outstanding leadership ability and/or accomplishments in drinking water.

Municipal Water/Wastewater System of the Year: a municipality who puts forth exceptional efforts to properly manage, operate, and maintain their drinking water and wastewater system.

Municipal Manager of the Year: Recognition for a municipal manager for outstanding performance in managing a municipality.

Municipal Office Person of the Year: Recognition for an administrative employee of a municipality (i.e. clerk, finance officer, etc.) for outstanding performance in office management and procedures.

Municipal Operations Specialist of the Year: Recognition for a State of South Dakota Certified Operator who is actively working for a municipality with outstanding leadership ability/accomplishments in water.

Friend of Rural Water: This distinguished honor is awarded to agencies, organizations, or individuals who have lent a hand in supporting this fantastic phenomenon we call Rural Water. The ability to provide life's essential need, water, to all the citizens of South Dakota was not done by one person or organization; it is a collective effort encompassing many.

Spirit of Rural Water: This award is presented to an individual, business or group that goes above and beyond for a rural water system or rural water cause. South Dakota Rural Water wants to recognize exceptional rural water advocates that stand out from the pack because of their commitment to rural water issues and/or their passion for the job. Eligible candidates include rural and community water consumers, employees, directors, as well as lawmakers, businesses, or any person or group that puts forth a noble effort to advance rural water.

Donald B. Pospishil: This award honors the work of Don Pospishil who dedicated many years of his life to helping small water systems across South Dakota. The Donald B. Pospishil Award is awarded to individuals who demonstrate leadership abilities in the water supply field, provide quality services to consumers, and exhibits professionalism and dedication while operating and maintaining a small water system.



OPERATOR CERTIFICATION TRAINING AND EXAMS

Intermediate Water Treatment	Sept 29-October 1	Webinar by SDARWS
OpCert Exam (Limit 30 examinees)	October 1-1:00 pm	Rapid City-Ramkota-Masks required
Stabilization Pond Workshop	October 6	Webinar by SDARWS
Stabilization Pond Workshop	October 8	Webinar by SDARWS
OpCert Exam (Limit 18 examinees)	October 27-12:30 pm	Pierre-Matthew Center
OpCert Exam (Limit 50 examinees)	October 29-1:00 pm	Sioux Falls-Ramkota-Masks required
Water Distribution	November 17-19	Webinar by SDARWS
OpCert Exam (Limit 40 examinees)	November 19-1:00 pm	Aberdeen-Ramkota-Masks required
Wastewater Collection	December 1-3	Webinar by SDARWS
OpCert Exam	December 3-1:00 pm	Sioux Falls-Ramkota-Masks required
Basic Water Treatment	December 8-10	Webinar by SDARWS
OpCert Exam	December 10-1:00 pm	Spearfish-Holiday Inn
OpCert Exam (Limit 18 examinees)	December 16-12:30 pm	Pierre-Matthew Center

How do I attend an online webinar?

First, register for the class online at go.activecalendar.com/sdarws. You will not need to set up a username nor a password. Upon registration you will need to enter a valid email address for each registrant or we will not be able to send you the following: After you are registered, SDARWS Trainer Jim Zeck will send you a link with instructions on how to get signed up for the online course using Zoom. When registering on Zoom we ask that you use your full name instead of a handle so we know who you are when you logon to the course. You will also get instructions on how to access the course materials to download and which material you may want to print off (typically the ABC Formula Conversion Table and the Math Handout) prior to the day of the course. If you have multiple participants from one system, please include them and their email in the go.activecalendar.com registration process. During the start of the course you may be asked to use the chat function to let trainer Jim Zeck know who is in attendance at your site if you have more than one person. You will also need a pen/pencil, notepad, and calculator available. The webinars are accessible via computer (may need headphones or speakers if not built in), smartphone, or tablet (the bigger the screen the better). During the webinar, if you have questions you are able to ask them by typing your question in the Q&A box. There is a possibility to request to turn on and use a microphone on your end if you have a very specific question or comment. Attendance will be taken periodically during the duration of the webinar. Certification webinars are not recorded - you must attend on the day the class is given for credit.

How will the OpCert exams be given during the COVID pandemic?

- If any examinee feels ill on day of exam, they are to stay home.
- Any examinees showing any symptoms will not be allowed to take exam and anyone showing symptoms while taking exam while be told to leave with exam being confiscated.
- Masks may be worn, or may be required by the venue.
- Extra personnel will not be allowed in Foss Building or exam room.

Exams at Matthew Center/Foss Building-Pierre:

- You may not enter the building without an escort. At 25 minutes before the exam

start time, please line up at the front door of the Foss Building on Capitol Avenue observing social distancing. A proctor will meet you at the front door and escort you to the exam room. DENR rules require that upon entering the building, you must sign in and have your temperature taken. If you are late, you risk not getting into the building to take the exam.

Exams at Other Locations such as Motels/Water/WW Plants:

- No-one enters exam room before proctor. All materials/people will clear room after class has ended if applicable. Please remain in parking lot or lobby maintaining social distances. Line up at the front door of the exam room 20 minutes before the exam start time and observing social distancing.
- When exam room is ready, proctor will invite each examinee into room to an assigned seat with exam already in place.
- When you get seated, you are not to start your exam. You are to wait until all examinees are seated, exam instructions are given, and exam session will start.
- Pencils/calculators/pencil sharpeners will not be provided. You must bring your own.
- No receipts/exam applications/schedules will be available. For a receipt, call 605-773-4208 or email rob.kittay@state.sd.us after the exams and one will be emailed to you.
- Examinees needing to leave exam room during exam such as bathroom use will be allowed to do so; however, only one person may leave at a time.
- Examinees with a question on exam will come forward to the proctor's table (maintaining social distancing) to ask question.
- When examinee is done with exam, they will come up to proctor's table and hold up their exam booklet/answer sheet so proctor can determine that answer sheet has been completed properly. After proctor gives OK, they will put answer sheet inside booklet and leave on table without proctor touching exam.
- Examinees are then to leave exam room at motels/water/WW plants or the Foss Building/Matthew Center directly.

For Study materials, visit: www.abccert.org/testing_services/ExamReferences.asp

For more information contact SDARWS Trainer Jim Zeck: 605-201-9568 or jzeck@sdarws.com

REGISTER FOR CLASSES ONLINE: go.activecalendar.com/sdarws



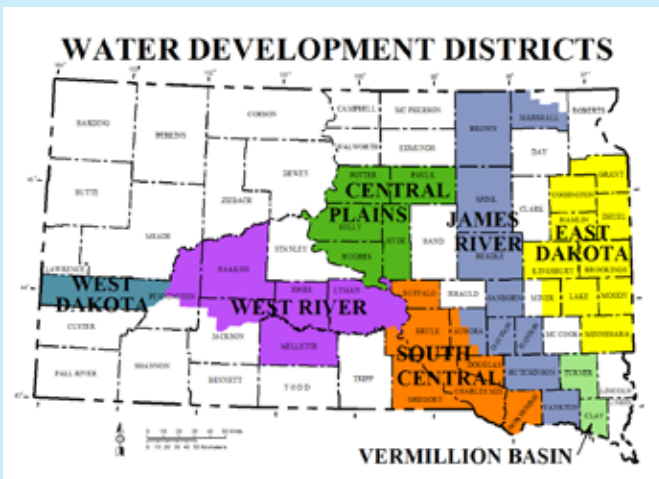
P.O. Box 287
 Madison, SD 57042
 www.sdarws.com
 605-556-7219

PRESORTED
 STANDARD
 US POSTAGE
 PAID
 PERMIT #32
 MADISON, SD



WATER MATTERS

Water Development Districts



Water Development Districts (WDDs) are political subdivisions of the State. WDDs promote the conservation, development, and proper management of water resources according to district priorities. They can provide technical, organizational, and financial assistance to prospective and existing projects and activities. While sharing many common efforts, each of the seven existing WDDs (see map) have developed programs and expertise designed to address those issues most important to their area.

Each WDD is governed by an elected Board of Directors, consisting of 5, 7, or 9 members, depending on population. The Board hires or contracts for staff and other services as necessary. WDDs have a limited taxing authority, being able to levy a tax of no more than thirty cents per thousand dollars of taxable valuation (0.3 mill). They also pursue external grant support for priority activities.

If an organization, entity, group or individual has a project or activity that needs technical, organizational, or financial assistance, contact the WDD for that area. Staff has extensive experience in developing and supporting projects. They can assist in preparing an application to include a project on the State Water Plan, an important step if a project needs state or federal assistance. They can also help project sponsors search for funds from other sources.

WATER DEVELOPMENT DISTRICT CONTACT INFORMATION

East Dakota WDD - Jay Gilbertson
 605-688-6741 • edwdd@brookings.net

Vermillion Basin WDD - Brad Prehiem
 605-563-2883 • vbwdd@hotmail.com

James River WDD - Dave Bartel
 605-352-0600 • davebartel@midconetwork.com

Central Plains WDD - Lynette Eckert
 605-280-6763 • cpwdd@midconetwork.com

South-Central WDD - Peg Haenfler
 605-724-2624 • scwdd@unitelsd.com

West River WDD - Jake Fitzgerald
 605-669-2931 • jfitzgerald@wrlj.com

West Dakota WDD - Daniel Mullaly
 605-394-2685 • wdwdd0@outlook.com



Back page content provided by:
 East Dakota Water Development District
 132B Airport Drive • Brookings, SD, 57006
 (605) 688-6741 • <http://eastdakota.org>